



TAMBURO 8

120V PENDANTS



SPECIFICATIONS:

DESCRIPTION

Cable-hung or stem-mount pendant with handcrafted glass diffuser.

LAMPING

Standard: 100W A19 120V incandescent, suitable for dimming, not included.

CFL: 26W 4-Pin CFL with non-dimming electronic ballast. 120V, lamp not included.

GU24 CFL: Self-ballasted GU24 lampholders. 26W max, 120V, lamp not included.

LED: 10W GU24 LED Lamp 120V, dimmable, included.

DIFFUSER

Shades shall be handcrafted glass in various decors. 7.875" Dia. x 9.875" H

Opening sizes: 3x7mm holes.

SUSPENSION

Cable-hung: 3x 10' aircraft-quality stainless steel cable support with 10' AWM-type cord. Jacket tint coordinates with metal finish. 5" Dia. canopy is plated stamped steel. Bronze or Satin Nickel.

Stem-mount: 4 connectable stem sections (3", 6", 12" and 18" lengths) plus telescoping piece for up to 3" adjustment, 10' max. 5" Dia. canopy (with swivel) and stem sections are plated steel. Bronze or Satin Nickel.

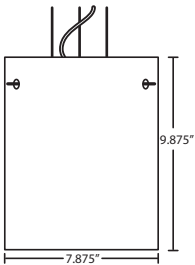
MOUNTING

Installs directly to a 4" octagonal ceiling box. Suitable for sloped ceilings.

LABELS

UL or ETL Listed. Suitable for Damp Locations (interior use only).

Consult factory concerning lower wattage labeling for energy requirements.



TAMBURO 8 SHOWN IN CHERRY (4006CH) & OAK (4006OK)

400607
OPAL MATTE



40060S
OPAL STONE



400600
CLEAR STONE



4006GS
STONE GOLD FOIL



4006CS
STONE COPPER FOIL



4006SS
STONE SILVER FOIL



4006GL
GLITTER



4006MG
MARBLE GRIGIO



4006HB
HABANERO



4006MA
MAGMA



4006GF
GOLD FOIL



4006CF
COPPER FOIL



4006KR
CHALK



4006TN
TITAN



For ordering information, see next page

All dimensions provided are nominal. Allowance must be made for dimensional tolerance in handcrafted glasses.

REV 10/14



TAMBURO 8

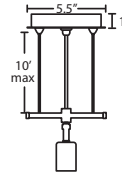
ORDERING:

| CONNECTION - | GLASS OPTIONS | LAMP OPTIONS | METAL FINISH - | OPTIONS |
|-----------------------|---------------------------------|-----------------------------------|------------------------|--------------------------------|
| 3x Cable Fixture | 400607 Opal Matte | (blank) 100W A19 Incan | BR Bronze | L 15' cord |
| 1KG 1 Lt. Flat | 4006CF Copper Foil | I1 26W TBX 120V | SN Satin Nickel | LW Low wattage labeling |
| Stem Fixture | 4006CH Cherry | R1 26W TBX 277V | | |
| 1TT 1 Lt. Flat | 4006GF Gold Foil | GU24 26W GU24 120V | | |
| | 4008HB Habanero | LED 10W LED 120V, dimmable | | |
| | 4006KR Chalk | | | |
| | 4006MA Magma | | | |
| | 4006MG Marble Grigio | | | |
| | 4006OK Oak | | | |
| | 4006TN Titan | | | |
| | 400600 Clear Stone | | | |
| | 4006CS Stone Copper Foil | | | |
| | 4006GL Glitter Stone | | | |
| | 4006GS Stone Gold Foil | | | |
| | 4006OS Opal Stone | | | |
| | 4006SS Stone Silver Foil | | | |

Ex. 1KG-4006TN-SN
 Tamburo 8 Pendant w/ Titan Glass,
 Satin Nickel Finish

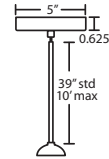
PENDANT OPTIONS:

CABLE-HUNG PENDANT



- 3x 10' aircraft-quality stainless steel cable
- 1KG Series: 1x lampholder
- Cord: 10' AWM-type provided
- Bronze or Satin Nickel

STEM PENDANT



- Swivel at canopy, suitable for sloped ceilings
- Includes telescoping section plus 4 connectable stem sections, (1x 3', 1x 6", 1x 12', 1x 18"), 10' max
- Bronze or Satin Nickel

LED 120V PENDANTS:

- Internal driver integrated in the lamp, GU24 base
- Total power of only 10 watts
- Dimmable with a standard dimmer
- Rated life: 30,000 hours
- Frosted acrylic diffuser
- 800 lumens
- CCT: 2800° Kelvin
- CRI: 80+

ACCESSORIES:

ADDITIONAL STEM SECTIONS:

Additional connecting stems are available to increase overall length, up to 10' max. Telescoping adjustable section allows up to 3" movement.

- T20A-SN** or **T20A-BR** Adj. Section
- T203-SN** or **T203-BR** 3" Section
- T206-SN** or **T206-BR** 6" Section
- T212-SN** or **T212-BR** 12" Section
- T218-SN** or **T218-BR** 18" Section

Project Information: