



JILLY

VANITIES WALL

location:
DAMP

SPECIFICATIONS:

DESCRIPTION

1-3 light vanity luminaires featuring handcrafted glass shade(s).

LAMPING

Standard: 60W Medium-based 120V, lamp not included. Dimmable with standard incandescent dimmer (not included).

EDI: 40W Edison Filament Medium-based, 120V, lamp included.

LED Filament: 5W Replaceable LED Filament lamp, 120V, dimmable, 80+ CRI, 2200°K CCT, 450 lumens, 15,000 hours, lamp included.

DIFFUSER

Shade shall be handcrafted glass of various decors. 6.5" Dia. x 6" H.

CONSTRUCTION

Backplate and Bar are plated steel.

METAL FINISH

Fixture shall be finished in Bronze or Satin Nickel.

MOUNTING

Installs directly to a 4" octagonal outlet box. Wall-mount only.

LABELS



UL or ETL Listed. Suitable for Damp Locations (interior use only).



VAPOR CLEAR

JILLYAM
VAPOR AMBER

JILLYSM
VAPOR SMOKE



For ordering information, see next page

All dimensions provided are nominal.
Allowance must be made for dimensional tolerance in handcrafted glasses.

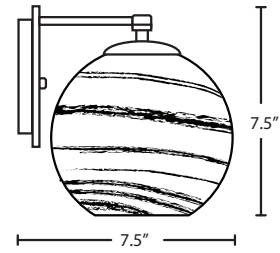
REV 3/18



ORDERING:

FIXTURE	GLASS OPTIONS	LAMP OPTIONS	METAL FINISH
1WC 1 Lt. Sconce 6.5" L	JILLYAM Vapor Amber	(blank) 60W T10 Incan	BR Bronze
2WC 2 Lt. Vanity 15" L	JILLYCL Vapor Clear	EDI 40W Edison	SN Satin Nickel
3WC 3 Lt. Vanity 25.25" L	JILLYSM Vapor Smoke	EDIL 5W LED Filament	

Ex. 2WC-JILLYCL-SN
Vapor Vanity, Vapor Clear Shade,
Satin Nickel Finish



1WC: 6.5" L



2WC: 16" L



3WC: 25" L



Project Information: