



# KONA

## SWING ARMS WALL



location:  
**DAMP**

### SPECIFICATIONS:

#### DESCRIPTION

Low Voltage swing-arm luminaire with handcrafted glass shade. Employs a Class 2 electronic low-voltage transformer and integrated full-range rotary dimmer.

#### LAMPING

50W Low pressure 12V halogen GY6.35 Bi-Pin lamp, included. Suitable for use in an open fixture.

#### DIFFUSER

Shade shall be handcrafted glass of various decors. Diameter of 5.5" and height of 2.5"

#### CONSTRUCTION

Fixture utilizes solid brass construction, with decorative metal finish.

**1WU:** Arm rotates 155° and pivots at center, while lamp head rotates and pivots 90°. 8mm dia. tubing rotates on two-piece clamshell swivel.

**1WW:** Arm rotates 130° and raises/lowers. Lamp holder pivots. Two parallel 8mm arced tubes raise and lower on canopy pivot.

#### METAL FINISH

Fixture shall be finished in either Bronze or Satin Nickel.

#### MOUNTING

Installs directly to a 4" octagonal outlet box.

#### LABELS

UL or ETL Listed. Suitable for Damp Locations (interior use only).



KONA SWING ARM SHOWN IN "WU" SUNSET (1WU-117681-BR) IN BRONZE FINISH & "WW" MARBLE (1WW-117652-SN)

117607  
WHITE



550493  
DICRO SWIRL



117691  
BI-COLOR



282453  
WHITE STARPOINT



282484  
BLUE STARPOINT



282490  
MANGO STARPOINT



For ordering information, see next page

All dimensions provided are nominal. Allowance must be made for dimensional tolerance in handcrafted glasses.

REV 1/17



**ORDERING:**

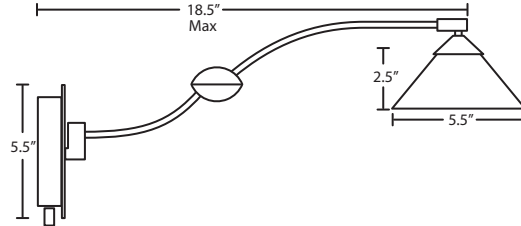
FIXTURE	GLASS OPTIONS	METAL FINISH
1WU Swing arm	117607 White	BR Bronze
1WW Swing arm	117652 Marble	SN Satin Nickel
	117681 Sunset	
	117691 Bi-Color	
	282453 White Starpoint	
	282484 Blue Starpoint	
	282490 Mango Starpoint	
	550493 Dicro Swirl	

**Ex. 1WW-117607-SN**

Kona Swing Arm Fixture w/ White Glass,  
Satin Nickel Finish

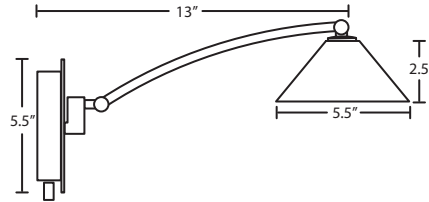
**1WU Series 1 Lt. Double Swing-Arm Fixture**

Arm rotates 155° and pivots at center, Lamp head rotates & pivots

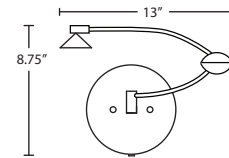


**1WW Series 1 Lt. Single Swing-Arm Fixture**

Arm rotates 130° and raises/lowers, Lamp head pivots



**1WU Extra Dimensional Information**



**Project Information:**