



# PICA 6

12V MINI PENDANTS

location:  
**DRY**

## SPECIFICATIONS:

### DESCRIPTION

Low voltage mini pendant with handcrafted glass.

### LAMPING

**Standard:** 50W Low pressure halogen GY6.35 12V Bi-Pin lamp, lamp included. Suitable for use in an open fixture.

**LED:** 6W integrated lightsource, dimmable. (Available on 1XT or 1XC fixtures only).

### DIFFUSER

Shade shall be handcrafted glass of various decors. 5.4" Dia. x 6.4" H

### CORD

Standard cord is 10' field-adjustable coaxial type with teflon jacket and decorative sleeve at the socketholder. Jacket tint coordinates with metal finish. Cords also available in 15' lengths.

### STANDARD PENDANT (1XC, 1XT)

Mini pendant comes complete with either dome-style or flat-style canopy.

### QUICK-CONNECT OPTION (XP, RXP, 1XP)

Quick-Connect Jack is compatible with Besa Rail Adapter, or Quick-Connect canopies (order separately).

### METAL FINISH

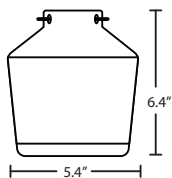
Glass retainer hardware, sleeve and Quick-Connect Jack and/or canopies are finished in either Bronze or Satin Nickel.

### LABELS

UL or ETL Listed. Suitable for Damp Locations (interior use only).



PICA 6 SHOWN IN TAN SAND (PIC6TN) & GOLD SAND (PIC6GD)



PIC6WH  
WHITE SAND



PIC6CR  
CREME SAND



PIC6RD  
RED SAND



PIC6BL  
BLUE SAND



**For ordering information, see next page**

All dimensions provided are nominal.  
Allowance must be made for dimensional tolerance in handcrafted glasses.

**REV 10/14**



# PICA 6

12V MINI PENDANTS

## ORDERING:

CONNECTION	GLASS OPTIONS	LAMP OPTIONS	METAL FINISH	OPTIONS
Quick-Connect	<b>PIC6BL</b> Blue Sand	(blank) 50W Hal	<b>BR</b> Bronze	<b>L</b> 15' cord
<b>XP</b> Jack Only	<b>PIC6CR</b> Creme Sand	<b>LED*</b> 6W LED	<b>SN</b> Satin Nickel	
<b>RXP</b> Rail-Ready	<b>PIC6GD</b> Gold Sand	* LED option is for 1XC or 1XT fixtures ONLY. Consult factory for LED multilight options		
<b>1XP</b> Flat Canopy	<b>PIC6RD</b> Red Sand			
	<b>PIC6TN</b> Tan Sand			
Pendant Fixtures	<b>PIC6WH</b> White Sand			
<b>1XC</b> Dome Canopy				
<b>1XT</b> Flat Canopy				

### Ex. 1XT-PIC6TN-SN

Pica 6 Mini Pendant w/ Tan Sand Glass, Satin Nickel Finish

## LED 12V MINI PENDANTS:

- LED driver is located in canopy for optimal performance
- Total power of 6 watts
- 450 lumens
- Rated life: 30,000 hours
- CCT: 2800° Kelvin
- CRI: 85+
- Dimmable
- Frosted acrylic diffuser encloses LEDs

## CORD LENGTH OPTIONS:

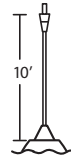
### 15Ft. CORD LENGTH:

For longer 15' cord, add an "L" to the end of the item number, i.e. 1XP-174352-SNL.

## Project Information:

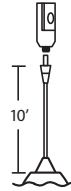
## QUICK-CONNECT OPTIONS:

### XP Pendant Element Only



- Pendant Shade and Cord/Socket Set
- 10' Field-adjustable braided coaxial-type cord with a teflon jacket (clear or bronze tint coordinates with metal finish)
- Quick-Connect Jack provided
- Compatible with Besa Canopies and Rail Adapter
- Bronze or Satin Nickel metal finishes

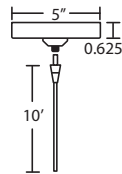
### RXP Pendant + Rail Adapter



#### READY FOR RAIL

- Pendant Shade and Cord/Socket Set, plus Rail Adapter
- 10' Field-adjustable braided coaxial-type cord with a teflon jacket (clear or bronze tint coordinates with metal finish)
- Quick-Connect Jack provided
- Compatible with Besa Monorail System
- Bronze or Satin Nickel metal finishes

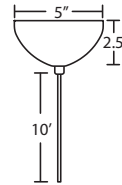
### 1XP Pendant + Monopoint Flat Canopy



- Pendant Shade and Cord/Socket Set, plus Flat Canopy
- 1x electronic 60W dimmable transformer, fits partially in junction box
- 10' Field-adjustable braided coaxial-type cord with a teflon jacket (clear or bronze tint coordinates with metal finish)
- Quick-Connect Jack provided
- Integral Quick-Connect adapter
- Bronze or Satin Nickel metal finishes

## FIXED PENDANT OPTIONS:

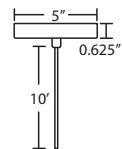
### 1XC 1 Light Pendant, Dome Canopy



#### NO CORD CUTTING REQUIRED

- Suitable for use on sloped ceilings
- 1x electronic 60W dimmable 120V transformer
- Installs to standard 4" octagonal junction box
- Bronze or Satin Nickel metal finishes

### 1XT 1 Light Pendant, Flat Canopy



- Suitable for use on sloped ceilings
- 1x electronic 60W dimmable 120V transformer, fits partially in junction box
- Installs to standard 4" octagonal junction box
- Bronze or Satin Nickel metal finishes

## MORE MOUNTING OPTIONS:

• Besa quick-connect canopies, order separately



• Besa Monorail system, order separately